













Outcome	Statistically Significant Outcomes							Study Name	Program and School Year	Outcome Measure	Study Design	School/ District and FRPL ² %
	Students					Teachers						
	All	Black	Hispanic	MLLs	LDs ¹	Practice	Retention					
 Math	✓	✓	✓			✓		 <i>Impact of a Whole Child Approach to Math Instruction</i>	SEL Program and Family Playlists (2021-23)	iReady Math Diagnostic Assessment	Correlational	Elementary school in NY FRPL=77%
	✓	✓	✓		✓			 <i>Advancing Achievement for Struggling K-2 Learners</i>	Leadership and Educator PD, Family Engagement, and Family Playlists (2022-24)	i-Ready Math	Correlational	Elementary school in NY FRPL=77%
	✓	✓						 <i>Boosting K-5 Math Achievement with PowerMyLearning's Early Math Program</i>	Leadership Meetings, Educator PD, and Family Playlists (2023-24)	i-Ready Math	Correlational	DC Public Schools FRPL=66%
	✓							 <i>Impact on Academic Achievement in Los Angeles Schools</i>	Instructional Coaching (2015-19)	CA state test for math (CAASPP assessment)	QED ³	LAUSD in CA FRPL=96%
	✓	✓						 <i>Empowering Black Students: Math Gains through Teacher Development and Family Engagement</i>	Instructional Coaching (2012-18)	State Standardized Math Test	QED ³	LAUSD, NYC and Atlanta Public Schools
 ELA <i>(related to math discourse)</i>	✓					✓		 <i>Relationship-driven Instructional Coaching: Impact on LAUSD Schools</i>	Instructional Coaching (2022-23)	CA state test for ELA/Literacy (CAASPP assessment)	QED ³	LAUSD in CA FRPL=96%
 SEL	✓	✓	✓		✓		✓	 <i>Impact of a Whole Child Approach to Math Instruction</i>	SEL Program and Family Playlists (2021-23)	Devereux Students Strengths Assessment (DESSA)	Correlational	Elementary school in NY FRPL=77%
	✓		✓	✓				 <i>Impact of Two-Year Social Emotional Learning (SEL) Program</i>	SEL Program (2021-23)	Student and teacher surveys adapted from Panorama	Correlational	Elementary school in San Jose, CA FRPL=78%
	✓							 <i>PowerMyLearning Family Playlists Impact Study</i>	Family Playlists (2021-22)	Teacher survey adapted from Panorama	RCT ⁴	Elementary school in San Jose, CA FRPL=78%

¹LD = Students with learning differences ²FRPL = Free or reduced-price lunch ³QED = Quasi-experimental design with comparison group ⁴RCT = Random Controlled Trial with control group